

INTRODUCING OURSELVES:  
**RAILTRANSPORT**  
IMPORT/ EXPORT



# RAILTRANSPORT

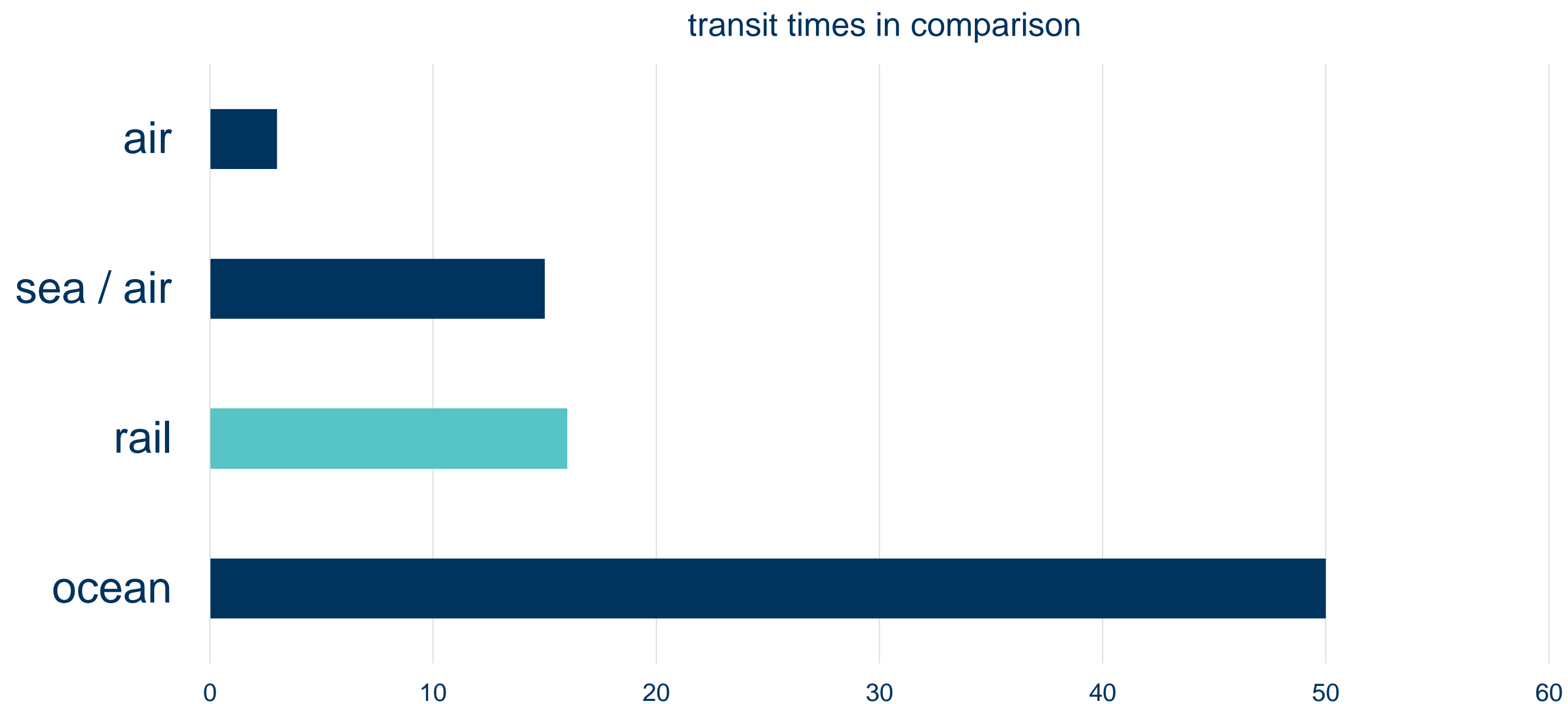
## Advantages:

- > Ecologically sensible
- > Short transit time
- > Faster delivery option
- > Competitively priced
- > Inexpensive pre- and oncarriage
- > LCL + FCL
- > Clear cost structure
- > Short-term capital commitment
- > Low inventory



# RAILTRANSPORT

## CHINA – EU alternatives:



# RAILTRANSPORT

## Overall spectrum:

- > Destinations
- > Possible routes
- > How to book



# RAILTRANSPORT

## Most common routes to Hamburg:

Station of departure	Mode	Transit time in days (approx.)	Arrivals per week
Zhengzhou	LCL + FCL	15	1
Wuhan	LCL + FCL	22	1
Chongqing	LCL + FCL	16 - 20	1
Chengu	LCL + FCL	17	1
Suzhou	FCL	18 - 22	Currently suspended
Jinhua	FCL	18 – 20	1
Jinan	FCL	25 - 30	2 – 3 / month
Xi'An	LCL + FCL	12 – 14 (express) 15 – 17	2 (Express) 3 – 4

Pre-carriage and terminal rates from port cities in China are available on request as well as on-carriage to other destinations in the EU.

Additionally, GOH, temperature controlled containers and OT in gauge are accepted.

# RAILTRANSPORT

## Most common routes from Germany / EU

Service	From	To	Transit time in days	No. of services per week
FCL + LCL	Hamburg / Munich / (LCL also from Duisburg)	Zhengzhou	18 – 20	2
FCL	Liège	Zhengzhou	18 – 20	2
FCL	Milano	Zhengzhou	23 - 25	2
FCL	Duisburg	Yiwu	18 – 20	1
FCL + LCL	Duisburg	Xi'an (express)	12 – 14	1 – 3
FCL	Hamburg / Duisburg / Malaszewicze	Xi'an	20 – 22	1

Other stations from Germany available on request.

Further information about oncarriage - DAP/DDP or city limits to all major cities in China is available on request.

# RAILTRANSPORT

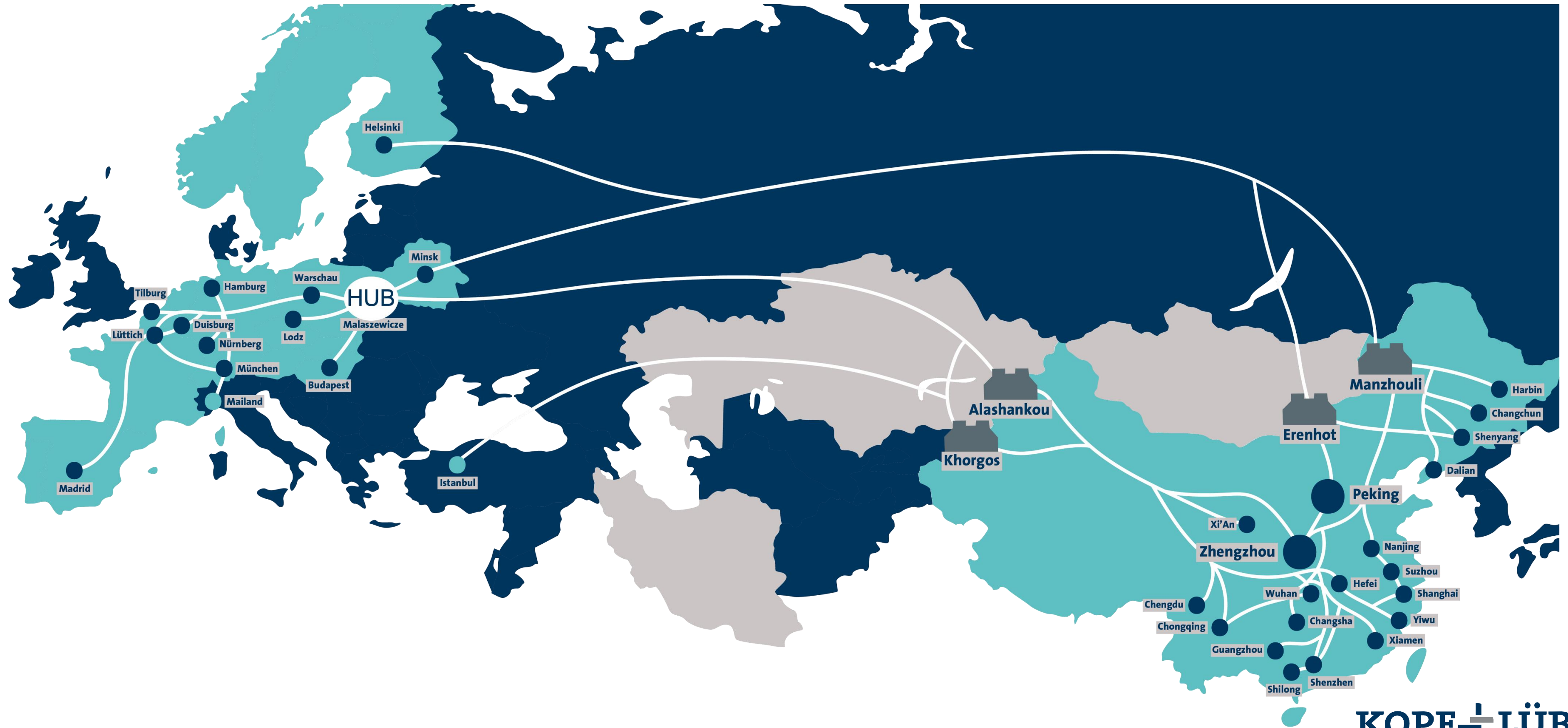
## Most common routes from Germany

Service	From	To	Transit time in days	No. of services per week
FCL	Hamburg / Neuss	Hefei	18 – 20	1
FCL	Hamburg / Duisburg	Dalian	20 – 22	1
FCL	Hamburg / Duisburg	Chongqing	18 – 20	1
FCL + LCL	Hamburg / Duisburg	Chongqing	18 – 20	HAM: 1 DUI: 2
FCL + LCL	Nuremberg / Tilburg	Chengdu	18 – 20	NUE: 2 TIL: 4
FCL	Hamburg / Duisburg / Munich	Changcha	24 – 26	1

Other stations from Germany available on request

Further information about oncarriage - DAP/DDP or city limits to all major cities in China is available on request.

# RAILTRANSPORT

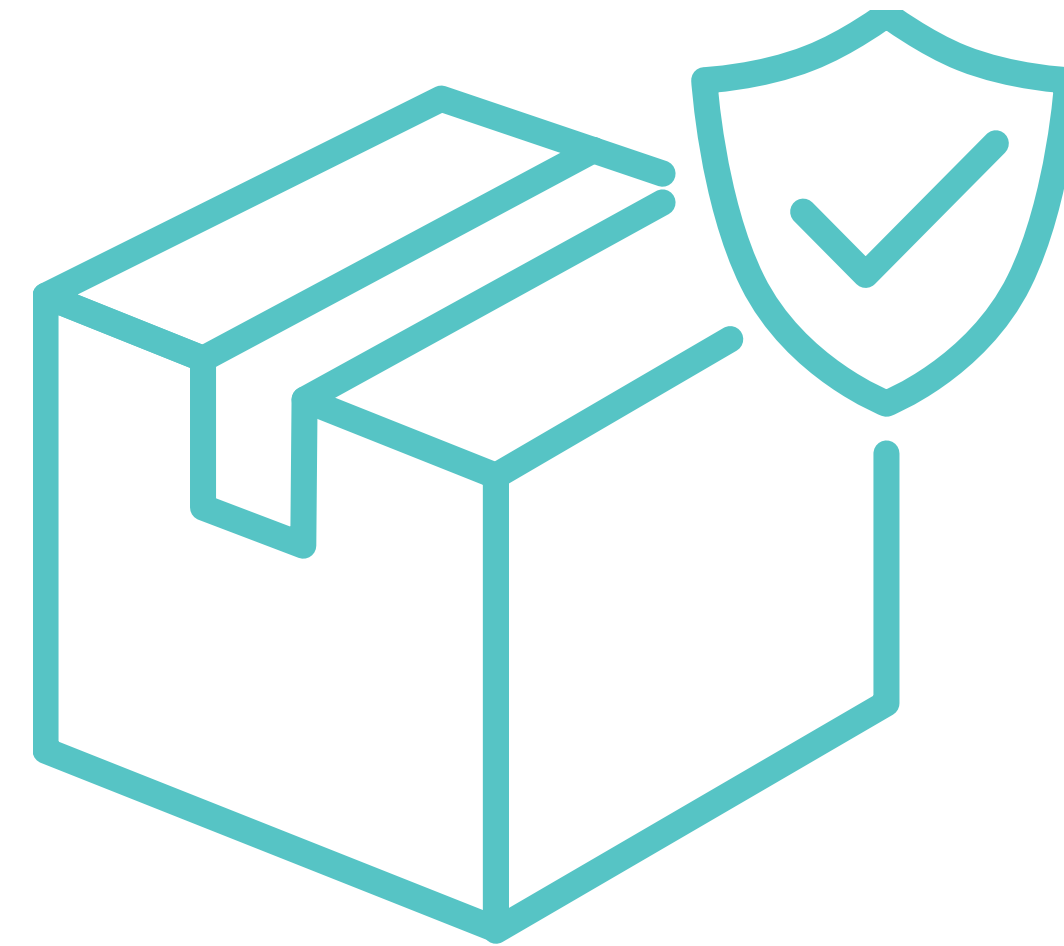




# RAILTRANSPORT

## Types of commodities and closing times

- > Standard container 20', 40' HQ, Reefer, GOH, OT
- > Max. net weight of accepted freight:  
21 to / 20' & 23 to / 40' to Hamburg  
Kollo heavier than 3 to need to be checked bevor acceptance
- > 20' containers are only loaded in pairs.  
(difference in weight between containers may be 5 to max.)
- > Perishable goods are not accepted
- > Closing time: approx. 4 – 5 days prior to departure



# RAILTRANSPORT

## How to book:

Please place your order for rail transport with your regular contact at Kopf + Lübben.



# CONTACT

## **Kopf & Lübben GmbH**

Otto-Lilienthal-Str. 18  
28199 Bremen  
+ 49 421 - 38 99 1 - 0

## **Kopf & Lübben GmbH**

Grimm 8  
20457 Hamburg  
+49 40 - 37 48 00 - 0

## **Kopf & Lübben GmbH**

Cargo City Süd, Geb. 537 a  
60549 Frankfurt  
+49 421 - 38 991 - 18

[rail@kopf-luebben.com](mailto:rail@kopf-luebben.com)

## **Our locations:**

Bremen, Frankfurt, Hamburg

Hong Kong, Chongqing, Dalian,  
Fuzhou, Guangzhou, Hangzhou,  
Nanjing, Ningbo, Qingdao, Shanghai,  
Shenzhen, Tianjin, Wuhan, Xiamen